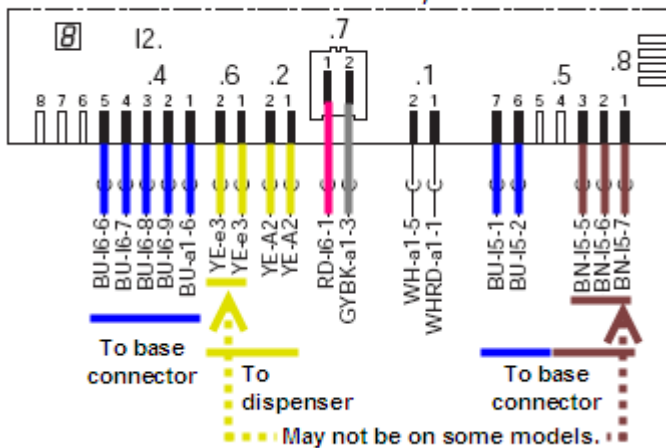


647474, 647475, 647476, 647477, 647478

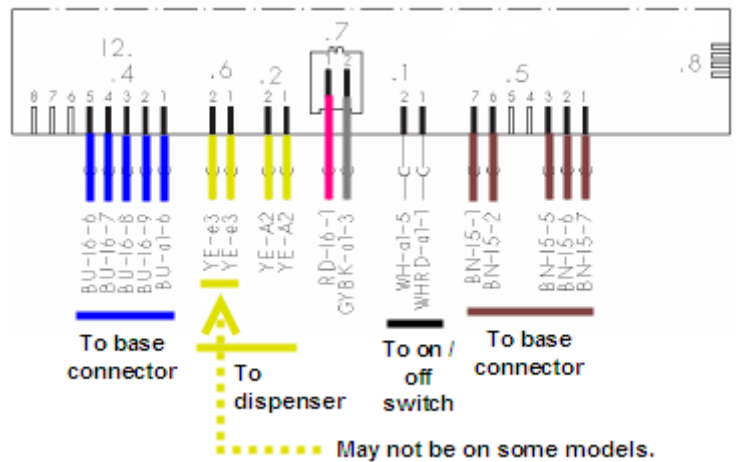
EN Reconnecting electronic dishwasher controls

Connections to existing controls should be noted before harnesses are removed. If controls are disconnected without noting connections, please follow the reconnection diagrams below. If replacement controls haven't been reconnected properly, dispensers, heaters and other parts may not operate.

647474 control (SHU33 UC/06 thru UC/12,
SHU33A UC/14)



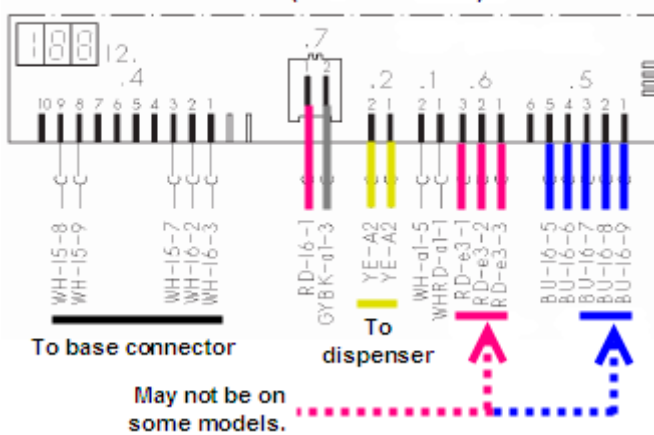
647475 control (SHU43C - 53A UC/14)



Wire color
legend

BK	=	black
BN	=	brown
RD	=	red
YE	=	yellow
GN	=	green
BU	=	blue
VT	=	violet
GY	=	grey
WH	=	white
PK	=	pink

647476 control (SHU43C - 53A UC/17)
647477 control (SHU33A UC/17)



647478 control (SHE44C UC/21, SHE46C-56C UC/17)

